





Average Residential Property Taxes Fact Sheet



MUNICIPALITY	COUNTY	1993	2003	Difference
Absecon City	Atlantic	\$2,768	\$3,949	\$1,181
Atlantic City	Atlantic	1,747	2,408	661
Brigantine City	Atlantic	2,633	3,734	1,100
Buena Borough	Atlantic	1,777	2,501	725
Buena Vista Township	Atlantic	1,607	2,253	646
Corbin City	Atlantic	1,028	2,445	1,417
Egg Harbor City	Atlantic	2,511	3,385	873
Egg Harbor Township	Atlantic	1,816	3,525	1,709
Estell Manor City	Atlantic	1,721	2,472	751
Folsom Borough	Atlantic	2,014	2,300	286
Galloway Township	Atlantic	1,926	3,252	1,326
Hamilton Township	Atlantic	2,199	2,687	489
Hammonton Township	Atlantic	2,416	3,277	862
Linwood City	Atlantic	4,037	6,554	2,517
Longport City	Atlantic	3,657	5,552	1,895
Margate City	Atlantic	3,058	4,524	1,466
Mullica City	Atlantic	2,096	3,183	1,087
Northfield City	Atlantic	2,957	4,198	1,241
Pleasantville City	Atlantic	1,852	2,591	739
Port Republic City	Atlantic	2,532	3,459	927
Somers Point City	Atlantic	2,645	3,787	1,142
Ventnor City	Atlantic	3,039	4,522	1,483
Weymouth Township	Atlantic	1,700	2,426	726
				
MUNICIPALITY	COUNTY	1993	2003	Difference
Allendale Borough	Bergen	6,217	9,948	3,730
Alpine Borough	Bergen	8,875	12,271	3,397


Bergenfield Borough	Bergen	4,472	6,644	2,172
Bogota Borough	Bergen	4,179	6,025	1,845
Carlstadt Borough	Bergen	2,456	3,626	1,170
Cliffside Park Borough	Bergen	3,243	4,894	1,651
Closter Borough	Bergen	5,398	9,167	3,770
Cresskill Borough	Bergen	5,635	9,116	3,482
Demarest Borough	Bergen	7,015	11,197	4,182
Dumont Borough	Bergen	4,291	6,221	1,930
East Rutherford Borough	Bergen	1,582	3,166	1,584
Edgewater Borough	Bergen	3,542	5,183	1,641
Elmwood Park Borough	Bergen	3,359	5,115	1,757
Emerson Borough	Bergen	4,865	7,415	2,550
Englewood City	Bergen	5,881	7,918	2,038
Englewood Cliffs Borough	Bergen	4,153	6,147	1,994
Fair Lawn Borough	Bergen	4,109	6,127	2,018
Fairview Borough	Bergen	3,958	5,749	1,791
Fort Lee Borough	Bergen	6,174	6,187	14
Franklin Lakes Borough	Bergen	6,991	10,867	3,876
Garfield City	Bergen	3,652	4,738	1,086
Glen Rock Borough	Bergen	5,309	9,410	4,102
Hackensack City	Bergen	3,468	5,013	1,545
Harrington Park Borough	Bergen	6,033	9,146	3,113
Hasbrouck Heights Borough	Bergen	4,408	6,107	1,699
Haworth Borough	Bergen	6,548	10,659	4,111
Hillsdale Borough	Bergen	4,781	7,029	2,248
Ho-Ho-Kus Borough	Bergen	5,324	9,527	4,203
Leonia Borough	Bergen	5,147	7,599	2,452
Little Ferry Borough	Bergen	3,382	5,626	2,244
Lodi Borough	Bergen	3,892	5,975	2,083
Lyndhurst Township	Bergen	2,668	4,984	2,316
Mahwah Township	Bergen	3,128	4,834	1,707
Maywood Borough	Bergen	3,817	5,784	1,967
Midland Park Borough	Bergen	4,093	6,874	2,780
Montvale Borough	Bergen	4,900	6,920	2,020



Moonachie Borough	Bergen	2,432	4,340	1,909
New Milford Borough	Bergen	4,316	6,539	2,223
North Arlington Borough	Bergen	3,113	5,948	2,834
Northvale Borough	Bergen	4,305	6,475	2,170
Norwood Borough	Bergen	5,292	9,079	3,786
Oakland Borough	Bergen	4,765	6,604	1,840
Old Tappan Borough	Bergen	5,522	9,781	4,259
Oradell Borough	Bergen	5,848	8,884	3,036
Palisades Park Borough	Bergen	4,493	6,356	1,864
Paramus Borough	Bergen	3,859	5,509	1,650
Park Ridge Borough	Bergen	4,603	6,516	1,913
Ramsey Borough	Bergen	4,757	7,495	2,738
Ridgefield Borough	Bergen	3,747	4,017	270
Ridgefield Park Village	Bergen	3,566	5,965	2,399
Ridgewood Village	Bergen	6,941	10,749	3,808
River Edge Borough	Bergen	4,647	7,332	2,685
River Vale Township	Bergen	5,584	8,077	2,493
Rochelle Park Township	Bergen	3,094	4,476	1,382
Rockleigh Borough	Bergen	3,846	10,131	6,285
Rutherford Borough	Bergen	4,456	6,347	1,890
Saddle Brook Township	Bergen	3,259	4,751	1,492
Saddle River Borough	Bergen	6,963	10,218	3,254
South Hackensack Township	Bergen	3,784	4,988	1,204
Teaneck Township	Bergen	4,888	7,843	2,955
Tenaflly Borough	Bergen	7,707	11,627	3,919
Teterboro Borough	Bergen	1,276	2,968	1,692
Upper Saddle River Borough	Bergen	6,834	10,835	4,001
Waldwick Borough	Bergen	4,445	6,263	1,818
Wallington Borough	Bergen	3,343	4,872	1,529
Washington Township	Bergen	4,546	6,794	2,248
Westwood Borough	Bergen	4,018	5,789	1,770
Woodcliff Lake Borough	Bergen	6,510	9,149	2,639
Wood-Ridge Borough	Bergen	3,478	4,787	1,309
Wyckoff Township	Bergen	5,442	8,053	2,610


				
MUNICIPALITY	COUNTY	1993	2003	Difference
Bass River Township	Burlington	2,024	3,013	989
Beverly City	Burlington	2,042	3,478	1,436
Bordentown City	Burlington	2,991	4,030	1,039
Bordentown Township	Burlington	3,033	4,385	1,352
Burlington City	Burlington	1,779	2,859	1,079
Burlington Township	Burlington	2,184	3,607	1,423
Chesterfield Township	Burlington	3,576	5,277	1,701
Cinnaminson Township	Burlington	3,029	4,843	1,814
Delanco Township	Burlington	2,446	3,597	1,151
Delran Township	Burlington	2,910	4,424	1,515
Eastampton Township	Burlington	2,699	4,521	1,822
Edgewater Park Township	Burlington	2,264	3,012	747
Evesham Township	Burlington	2,769	4,894	2,125
Fieldsboro Borough	Burlington	2,280	3,186	907
Florence Township	Burlington	2,336	3,338	1,001
Hainesport Township	Burlington	2,552	3,930	1,378
Lumberton Township	Burlington	2,602	4,183	1,580
Mansfield Township	Burlington	2,745	4,394	1,650
Maple Shade Borough	Burlington	2,258	3,014	756
Medford Lakes Borough	Burlington	3,689	6,232	2,543
Medford Township	Burlington	3,825	6,723	2,897
Moorestown Township	Burlington	4,401	7,328	2,928
Mount Holly Township	Burlington	2,539	2,691	152
Mount Laurel Township	Burlington	2,380	4,268	1,888
New Hanover Township	Burlington	500	2,582	2,082
North Hanover Township	Burlington	2,409	3,424	1,015
Palmyra Borough	Burlington	2,233	3,283	1,050
Pemberton Borough	Burlington	2,088	3,113	1,025
Pemberton Township	Burlington	1,909	2,612	703
Riverside Township	Burlington	1,941	2,696	755
Riverton Borough	Burlington	3,809	5,537	1,727
Shamong Township	Burlington	3,174	5,411	2,237

Southampton Township	Burlington	1,816	3,322	1,506
Springfield Township	Burlington	3,233	4,249	1,015
Tabernacle Township	Burlington	2,944	4,738	1,794
Washington Township	Burlington	1,711	2,323	612
Westampton Township	Burlington	2,625	3,352	726
Willingboro Township	Burlington	2,327	3,609	1,282
Woodland Township	Burlington	1,978	2,082	104
Wrightstown Borough	Burlington	1,059	1,901	842
				
MUNICIPALITY	COUNTY	1993	2003	Difference
Audubon Borough	Camden	2,676	4,148	1,473
Barrington Borough	Camden	2,998	4,543	1,545
Bellmawr Borough	Camden	2,560	3,700	1,140
Berlin Borough	Camden	3,048	4,534	1,486
Berlin Township	Camden	2,395	3,645	1,250
Brooklawn Borough	Camden	2,013	2,706	693
Camden City	Camden	1,074	1,137	63
Cherry Hill Township	Camden	3,576	5,246	1,670
Chesilhurst Borough	Camden	2,200	2,742	543
Clementon Borough	Camden	2,425	3,189	764
Collingswood Borough	Camden	2,487	4,033	1,546
Gibbsboro Borough	Camden	2,658	4,446	1,789
Gloucester City City	Camden	1,547	2,335	788
Gloucester Township	Camden	2,500	4,043	1,543
Haddon Heights Borough	Camden	3,615	5,803	2,187
Haddon Township	Camden	3,010	4,518	1,508
Haddonfield Borough	Camden	4,934	8,737	3,803
Hi-nella Borough	Camden	2,441	5,003	2,562
Laurel Springs Borough	Camden	2,937	4,183	1,246
Lawnside Borough	Camden	2,061	2,938	877
Lindenwold Borough	Camden	2,271	3,153	881
Magnolia Borough	Camden	2,596	3,908	1,313
Merchantville Borough	Camden	3,496	5,066	1,570
Mount Ephrain Borough	Camden	2,340	3,514	1,173


Oaklyn Borough	Camden	2,640	3,776	1,136
Pennsauken Township	Camden	2,064	3,015	950
Pine Hill Borough	Camden	2,348	3,792	1,443
Pine Valley Borough	Camden	4,133	3,894	-239
Runnemede Borough	Camden	2,743	3,903	1,159
Somerdale Borough	Camden	2,476	3,862	1,386
Stratford Borough	Camden	2,696	4,324	1,628
Tavistock Borough	Camden	6,372	18,196	11,824
Voorhees Township	Camden	3,745	6,361	2,616
Waterford Township	Camden	2,994	4,296	1,302
Winslow Township	Camden	2,117	3,466	1,349
Woodlynne Borough	Camden	1,770	2,842	1,072
				
MUNICIPALITY	COUNTY	1993	2003	Difference
Avalon Borough	Cape May	2,825	4,322	1,497
Cape May City	Cape May	2,568	3,426	857
Cape May Point Borough	Cape May	1,809	2,905	1,096
Dennis Township	Cape May	1,755	2,172	417
Lower Township	Cape May	1,730	2,413	683
Middle Township	Cape May	1,793	2,795	1,002
North Wildwood City	Cape May	2,118	2,534	416
Ocean City City	Cape May	2,936	4,090	1,153
Sea Isle City	Cape May	2,391	2,992	602
Stone Harbor Borough	Cape May	3,193	4,516	1,323
Upper Township	Cape May	1,700	3,248	1,548
West Cape May Borough	Cape May	1,920	3,107	1,188
West Wildwood Borough	Cape May	1,341	2,254	913
Wildwood City	Cape May	2,242	2,604	362
Wildwood Crest Borough	Cape May	2,219	2,933	715
Woodbine Borough	Cape May	1,194	938	-256
				
MUNICIPALITY	COUNTY	1993	2003	Difference
Bridgeton City	Cumberland	1,538	1,758	220
Commercial Township	Cumberland	1,059	1,238	180

Deerfield Township	Cumberland	1,804	2,539	735
Downe Township	Cumberland	1,196	1,790	594
Fairfield Borough	Cumberland	1,452	1,605	153
Greenwich Township	Cumberland	1,978	2,517	539
Hopewell Township	Cumberland	2,118	2,494	376
Lawrence Township	Cumberland	1,712	1,921	209
Maurice River Township	Cumberland	1,405	2,177	772
Millville City	Cumberland	2,004	2,407	402
Shiloh Borough	Cumberland	1,798	2,824	1,026
Stow Creek Township	Cumberland	1,869	1,446	-423
Upper Deerfield Township	Cumberland	1,770	2,569	799
Vineland City	Cumberland	2,249	2,595	346
				
MUNICIPALITY	COUNTY	1993	2003	Difference
Belleville Township	Essex	4,174	5,574	1,400
Bloomfield Township	Essex	4,162	5,883	1,721
Caldwell Township	Essex	4,823	6,541	1,718
Cedar Grove Township	Essex	4,011	6,491	2,480
East Orange City	Essex	3,265	5,619	2,354
Essex Fells Township	Essex	7,501	12,724	5,222
Fairfield Borough	Essex	4,363	5,683	1,320
Glen Ridge Borough	Essex	7,598	12,427	4,829
Irvington Township	Essex	3,469	4,976	1,507
Livingston Township	Essex	5,837	9,238	3,402
Maplewood Township	Essex	5,393	9,115	3,722
Millburn Township	Essex	7,504	14,073	6,570
Montclair Township	Essex	7,369	11,706	4,337
Newark City	Essex	2,508	3,566	1,058
North Caldwell Borough	Essex	6,916	10,922	4,006
Nutley Township	Essex	4,595	6,306	1,711
Orange City	Essex	2,873	4,965	2,092
Roseland Borough	Essex	3,928	5,758	1,830
South Orange Village	Essex	6,963	10,936	3,973
Verona Township	Essex	4,556	6,891	2,335

West Caldwell Township	Essex	5,381	6,935	1,554
West Orange Township	Essex	5,018	8,254	3,237
				
MUNICIPALITY	COUNTY	1993	2003	Difference
Clayton Borough	Gloucester	1,950	3,517	1,567
Deptford Township	Gloucester	2,012	3,046	1,034
East Greenwich Township	Gloucester	2,544	4,079	1,535
Elk Township	Gloucester	2,149	2,845	697
Franklin Township	Gloucester	2,122	2,968	846
Glassboro Borough	Gloucester	2,502	3,949	1,446
Greenwich Township	Gloucester	1,923	2,804	881
Harrison Township	Gloucester	2,762	5,299	2,537
Logan Township	Gloucester	1,638	2,381	743
Mantua Township	Gloucester	2,643	3,971	1,328
Monroe Township	Gloucester	2,138	3,788	1,650
National Park Borough	Gloucester	1,797	3,320	1,523
Newfield Borough	Gloucester	2,226	3,325	1,099
Paulsboro Borough	Gloucester	1,518	2,257	739
Pitman Borough	Gloucester	2,599	4,071	1,473
South Harrison Township	Gloucester	2,647	4,324	1,677
Swedesboro Borough	Gloucester	2,006	3,370	1,364
Washington Township	Gloucester	2,404	4,559	2,154
Wenonah Borough	Gloucester	3,558	5,873	2,314
West Deptford Township	Gloucester	2,060	3,349	1,289
Westville Borough	Gloucester	1,956	2,990	1,034
Woodbury City	Gloucester	2,572	4,358	1,786
Woodbury Heights Borough	Gloucester	2,640	4,497	1,857
Woolwich Township	Gloucester	2,516	5,104	2,588
				
MUNICIPALITY	COUNTY	1993	2003	Difference
Bayonne City	Hudson	4,121	6,102	1,981
East Newark Borough	Hudson	3,727	4,803	1,076
Guttenberg Town	Hudson	4,223	5,562	1,339
Harrison Town	Hudson	3,881	5,630	1,749


Hoboken City	Hudson	3,786	5,391	1,605
Jersey City City	Hudson	3,492	4,113	621
Kearny Town	Hudson	4,136	6,114	1,978
North Bergen Township	Hudson	3,464	4,586	1,121
Secaucus Town	Hudson	2,949	4,225	1,276
Union City City	Hudson	4,042	5,216	1,175
Weehawken Township	Hudson	3,657	5,070	1,412
West New York Town	Hudson	3,553	4,252	699
				
MUNICIPALITY	COUNTY	1993	2003	Difference
Alexandria Township	Hunterdon	3,518	5,696	2,178
Bethlehem Township	Hunterdon	3,467	7,166	3,700
Bloomsbury Borough	Hunterdon	2,791	4,464	1,673
Califon Borough	Hunterdon	3,371	7,069	3,698
Clinton Town	Hunterdon	3,812	6,963	3,150
Clinton Township	Hunterdon	3,889	7,129	3,239
Delaware Township	Hunterdon	3,251	4,634	1,384
East Amwell Township	Hunterdon	3,544	4,861	1,317
Flemington Borough	Hunterdon	3,274	5,323	2,048
Franklin Township	Hunterdon	4,197	5,281	1,084
Frenchtown Borough	Hunterdon	2,376	4,986	2,610
Glen Gardner Borough	Hunterdon	2,360	4,284	1,923
Hampton Borough	Hunterdon	3,255	5,050	1,795
High Bridge Borough	Hunterdon	3,104	5,477	2,374
Holland Township	Hunterdon	1,933	4,205	2,272
Kingwood Township	Hunterdon	2,718	3,800	1,082
Lambertville City	Hunterdon	2,728	4,350	1,622
Lebanon Borough	Hunterdon	2,560	4,668	2,108
Lebanon Township	Hunterdon	2,981	5,443	2,462
Milford Borough	Hunterdon	2,409	4,347	1,938
Raritan Township	Hunterdon	3,594	6,419	2,825
Readington Township	Hunterdon	3,719	6,802	3,083
Stockton Borough	Hunterdon	3,208	4,788	1,580
Tewksbury Township	Hunterdon	5,442	7,808	2,366



Union Township	Hunterdon	2,826	5,371	2,546
West Amwell Township	Hunterdon	3,035	4,430	1,394
▲				
MUNICIPALITY	COUNTY	1993	2003	Difference
East Windsor Township	Mercer	3,302	4,826	1,523
Ewing Township	Mercer	2,917	4,512	1,595
Hamilton Township	Mercer	2,885	3,822	937
Hightstown Borough	Mercer	4,106	5,597	1,491
Hopewell Borough	Mercer	4,016	6,444	2,428
Hopewell Township	Mercer	4,810	7,186	2,376
Lawrence Township	Mercer	3,283	4,821	1,538
Pennington Borough	Mercer	4,753	8,456	3,703
Princeton Borough	Mercer	5,902	10,536	4,634
Princeton Township	Mercer	6,705	11,364	4,659
Trenton City	Mercer	2,172	2,444	273
Washington Township	Mercer	2,386	5,610	3,224
West Windsor Township	Mercer	5,131	9,734	4,603
▲				
MUNICIPALITY	COUNTY	1993	2003	Difference
Carteret Borough	Middlesex	3,077	4,704	1,627
Cranbury Township	Middlesex	4,781	6,900	2,118
Dunellen Borough	Middlesex	3,324	4,822	1,498
East Brunswick Township	Middlesex	3,698	5,947	2,249
Edison Township	Middlesex	2,976	5,325	2,349
Helmetta Borough	Middlesex	1,787	4,472	2,685
Highland Park Borough	Middlesex	4,595	6,808	2,213
Jamesburg Borough	Middlesex	2,777	4,946	2,169
Metuchen Borough	Middlesex	3,957	5,718	1,761
Middlesex Borough	Middlesex	3,397	4,956	1,559
Milltown Borough	Middlesex	3,487	5,358	1,871
Monroe Township	Middlesex	2,247	3,926	1,678
New Brunswick City	Middlesex	3,116	4,184	1,068
North Brunswick	Middlesex	3,048	5,114	2,066
Old Bridge Township	Middlesex	3,817	4,985	1,168

Perth Amboy City	Middlesex	2,778	3,416	638
Piscataway Township	Middlesex	2,966	4,737	1,771
Plainsboro Township	Middlesex	2,874	5,215	2,340
Sayreville Borough	Middlesex	2,494	4,391	1,897
South Amboy City	Middlesex	2,699	3,408	709
South Brunswick Township	Middlesex	3,063	5,400	2,337
South Plainfield Borough	Middlesex	3,212	4,305	1,093
South River Borough	Middlesex	3,590	3,657	67
Spotswood Borough	Middlesex	3,341	4,880	1,538
Woodbridge Township	Middlesex	2,924	4,289	1,365
				
MUNICIPALITY	COUNTY	1993	2003	Difference
Aberdeen Township	Monmouth	3,402	4,799	1,396
Allenhurst Borough	Monmouth	4,702	7,472	2,770
Allentown Borough	Monmouth	3,232	5,419	2,186
Asbury Park City	Monmouth	2,893	3,455	563
Atlantic Highlands Borough	Monmouth	4,220	6,404	2,184
Avon-by-the-Sea Borough	Monmouth	3,889	6,223	2,334
Belmar Borough	Monmouth	2,999	4,453	1,454
Bradley Beach Borough	Monmouth	3,090	4,808	1,718
Brielle Borough	Monmouth	4,207	7,240	3,034
Colts Neck Township	Monmouth	4,963	9,549	4,586
Deal Borough	Monmouth	6,035	8,947	2,912
Eatontown Borough	Monmouth	3,385	4,366	980
Englishtown Borough	Monmouth	2,466	4,406	1,940
Fair Haven Borough	Monmouth	4,970	9,228	4,258
Farmingdale Borough	Monmouth	3,230	4,306	1,075
Freehold Borough	Monmouth	2,732	3,856	1,125
Freehold Township	Monmouth	3,066	5,289	2,223
Hazlet Township	Monmouth	3,246	4,928	1,681
Highlands Borough	Monmouth	3,345	4,647	1,302
Holmdel Township	Monmouth	6,071	9,024	2,953
Howell Township	Monmouth	3,081	4,878	1,798
Interlaken Borough	Monmouth	3,732	5,427	1,695


Keansburg Borough	Monmouth	3,023	3,376	353
Keyport Borough	Monmouth	3,079	4,358	1,279
Little Silver Borough	Monmouth	5,214	9,063	3,849
Loch Arbour Village	Monmouth	6,188	6,739	550
Long Branch City	Monmouth	3,702	5,115	1,413
Manalapan Township	Monmouth	3,849	5,882	2,033
Manasquan Borough	Monmouth	3,148	5,589	2,441
Marlboro Township	Monmouth	4,407	7,394	2,988
Matawan Borough	Monmouth	4,293	5,992	1,699
Middletown Township	Monmouth	4,015	5,907	1,892
Millstone Township	Monmouth	4,134	6,605	2,471
Monmouth Beach Borough	Monmouth	3,275	5,438	2,163
Neptune City Borough	Monmouth	2,416	4,021	1,605
Neptune Township	Monmouth	2,747	3,919	1,171
Ocean Township	Monmouth	4,303	6,247	1,944
Oceanport Borough	Monmouth	3,917	6,295	2,379
Red Bank Borough	Monmouth	3,384	5,254	1,870
Roosevelt Borough	Monmouth	4,081	4,611	529
Rumson Borough	Monmouth	7,281	12,190	4,909
Sea Bright Borough	Monmouth	2,840	4,437	1,598
Sea Girt Borough	Monmouth	4,615	8,698	4,083
Shrewsbury Borough	Monmouth	4,314	7,625	3,311
Shrewsbury Township	Monmouth	2,590	3,137	547
South Belmar Borough	Monmouth	2,316	3,846	1,530
Spring Lake Borough	Monmouth	4,728	9,160	4,432
Spring Lake Heights Borough	Monmouth	2,752	4,477	1,725
Tinton Falls Borough	Monmouth	3,095	4,587	1,492
Upper Freehold Township	Monmouth	3,532	5,201	1,669
Wall Township	Monmouth	3,378	6,146	2,767
West Long Branch Borough	Monmouth	4,117	6,101	1,984
				▲
MUNICIPALITY	COUNTY	1993	2003	Difference
Boonton Town	Morris	4,003	5,254	1,252
Boonton Township	Morris	4,354	7,340	2,986



Butler Borough	Morris	4,177	5,337	1,159
Chatham Borough	Morris	4,533	7,467	2,934
Chatham Township	Morris	4,678	7,770	3,092
Chester Borough	Morris	5,130	7,976	2,845
Chester Township	Morris	6,083	9,128	3,046
Denville Township	Morris	3,691	5,751	2,060
Dover Town	Morris	3,466	4,356	889
East Hanover Township	Morris	3,732	5,123	1,391
Florham Park Borough	Morris	3,339	5,092	1,753
Hanover Township	Morris	3,163	4,615	1,452
Harding Township	Morris	5,536	8,916	3,380
Jefferson Township	Morris	2,858	4,650	1,792
Kinnelon Borough	Morris	5,843	9,502	3,658
Lincoln Park Borough	Morris	3,908	5,402	1,494
Long Hill Township	Morris	4,732	7,512	2,781
Madison Borough	Morris	4,893	7,569	2,676
Mendham Borough	Morris	5,625	8,696	3,071
Mendham Township	Morris	7,168	12,093	4,925
Mine Hill Township	Morris	3,299	4,775	1,476
Montville Township	Morris	4,385	7,488	3,103
Morris Plains Borough	Morris	4,194	5,830	1,635
Morris Township	Morris	4,530	7,265	2,736
Morristown Town	Morris	3,829	6,196	2,367
Mount Arlington Borough	Morris	3,836	4,478	642
Mount Olive Township	Morris	3,712	5,616	1,904
Mountain Lakes Borough	Morris	7,684	13,029	5,345
Netcong Borough	Morris	3,406	4,583	1,177
Parsippany-Troy Hills Township	Morris	3,367	5,247	1,880
Pequannock Township	Morris	4,283	5,852	1,569
Randolph Township	Morris	5,191	7,963	2,772
Riverdale Borough	Morris	3,143	3,805	662
Rockaway Borough	Morris	3,772	4,928	1,156
Rockaway Township	Morris	3,824	6,222	2,398
Roxbury Township	Morris	3,502	5,650	2,148

Victory Gardens Borough	Morris	2,625	2,722	96
Washington Township	Morris	4,568	6,873	2,305
Wharton Borough	Morris	3,355	4,469	1,114
				
MUNICIPALITY	COUNTY	1993	2003	Difference
Barnegat Light Borough	Ocean	2,589	5,067	2,478
Barnegat Township	Ocean	2,621	3,815	1,194
Bay Head Borough	Ocean	4,124	7,802	3,678
Beach Haven Borough	Ocean	3,061	4,997	1,935
Beachwood Borough	Ocean	2,185	2,958	773
Berkeley Township	Ocean	1,675	2,635	959
Brick Township	Ocean	2,840	3,794	954
Dover Township	Ocean	2,736	3,576	840
Eagleswood Township	Ocean	2,024	3,048	1,024
Harvey Cedars Borough	Ocean	3,569	6,990	3,421
Island Heights Borough	Ocean	3,126	4,850	1,724
Jackson Township	Ocean	3,118	4,503	1,385
Lacey Township	Ocean	1,862	3,469	1,607
Lakehurst Borough	Ocean	2,241	3,017	776
Lakewood Township	Ocean	2,086	3,376	1,290
Lavallette Borough	Ocean	2,742	4,434	1,692
Little Egg Harbor Township	Ocean	2,174	3,163	988
Long Beach Township	Ocean	3,042	5,598	2,557
Manchester Township	Ocean	1,651	2,478	827
Mantoloking Borough	Ocean	6,386	12,626	6,240
Ocean Gate Borough	Ocean	2,031	2,986	955
Ocean Township	Ocean	2,490	3,376	886
Pine Beach Borough	Ocean	2,606	3,665	1,059
Plumsted Township	Ocean	2,324	3,896	1,572
Point Pleasant Beach Borough	Ocean	2,896	4,614	1,718
Point Pleasant Borough	Ocean	2,904	4,623	1,720
Seaside Heights Borough	Ocean	2,258	2,446	188
Seaside Park Borough	Ocean	3,193	4,772	1,580
Ship Bottom Borough	Ocean	2,339	3,795	1,456

South Toms River Borough	Ocean	1,874	2,378	504
Stafford Township	Ocean	2,349	3,606	1,257
Surf City Borough	Ocean	2,509	4,336	1,828
Tuckerton Borough	Ocean	2,039	3,131	1,092
				
MUNICIPALITY	COUNTY	1993	2003	Difference
Bloomington Borough	Passaic	4,261	6,108	1,847
Clifton City	Passaic	3,411	5,635	2,224
Haledon Borough	Passaic	3,949	6,002	2,053
Hawthorne Borough	Passaic	3,878	6,531	2,653
Little Falls Township	Passaic	3,139	5,317	2,178
North Haledon Borough	Passaic	4,594	6,767	2,173
Passaic City	Passaic	4,333	5,491	1,159
Paterson City	Passaic	3,240	4,750	1,510
Pompton Lakes Borough	Passaic	4,389	6,122	1,733
Prospect Park Borough	Passaic	3,733	5,243	1,510
Ringwood Borough	Passaic	4,696	6,850	2,154
Totowa Borough	Passaic	2,863	4,742	1,879
Wanaque Borough	Passaic	3,855	5,999	2,144
Wayne Township	Passaic	4,470	6,897	2,427
West Milford Township	Passaic	3,871	5,767	1,896
West Paterson Borough	Passaic	3,842	5,904	2,062
				
MUNICIPALITY	COUNTY	1993	2003	Difference
Alloway Township	Salem	2,064	2,390	326
Carneys Point Township	Salem	1,584	2,569	985
Elmer Borough	Salem	2,221	3,316	1,095
Elsinboro Township	Salem	1,890	2,573	683
Lower Alloways Creek Twp	Salem	562	686	123
Mannington Township	Salem	1,662	1,389	-273
Oldmans Township	Salem	1,650	2,223	573
Penns Grove Borough	Salem	1,650	2,570	920
Pennsville Township	Salem	1,720	3,053	1,333
Pilesgrove Township	Salem	2,218	3,160	942

Pittsgrove Township	Salem	2,052	3,085	1,032
Quinton Township	Salem	1,711	2,034	324
Salem City	Salem	1,384	1,870	486
Upper Pittsgrove Township	Salem	1,929	1,922	-7
Woodstown Borough	Salem	2,502	3,884	1,382
▲				
MUNICIPALITY	COUNTY	1993	2003	Difference
Bedminster Township	Somerset	1,952	3,156	1,204
Bernards Township	Somerset	3,289	7,877	4,588
Bernardsville Borough	Somerset	5,808	8,973	3,165
Bound Brook Borough	Somerset	4,032	5,086	1,054
Branchburg Township	Somerset	3,774	6,742	2,968
Bridgewater Township	Somerset	3,328	5,628	2,300
Far Hills Borough	Somerset	7,809	7,429	-380
Franklin Township	Somerset	2,457	5,224	2,766
Green Brook Township	Somerset	3,779	7,019	3,240
Hillsborough Township	Somerset	3,222	6,025	2,804
Manville Borough	Somerset	,186	4,138	952
Millstone Borough	Somerset	3,788	4,641	852
Montgomery Township	Somerset	4,710	9,417	4,706
North Plainfield Borough	Somerset	3,755	5,128	1,373
Peapack-Gladstone Borough	Somerset	5,224	8,065	2,841
Raritan Borough	Somerset	3,569	4,913	1,343
Rocky Hill Borough	Somerset	3,477	4,852	1,376
Somerville Borough	Somerset	4,119	5,688	1,569
South Bound Brook Borough	Somerset	3,970	5,165	1,195
Warren Township	Somerset	5,003	8,666	3,663
Watchung Borough	Somerset	6,172	9,645	3,473
▲				
MUNICIPALITY	COUNTY	1993	2003	Difference
Andover Borough	Sussex	2,863	4,086	1,222
Andover Township	Sussex	3,234	5,292	2,058
Branchville Borough	Sussex	1,578	2,939	1,361
Byram Township	Sussex	3,551	5,380	1,829

Frankford Township	Sussex	2,908	3,922	1,014
Franklin Borough	Sussex	3,076	4,536	1,460
Fredon Township	Sussex	4,119	4,932	814
Green Township	Sussex	4,295	5,735	1,440
Hamburg Borough	Sussex	2,442	3,786	1,344
Hampton Township	Sussex	2,950	3,907	957
Hardyston Township	Sussex	3,215	4,390	1,174
Hopatcong Borough	Sussex	2,973	4,555	1,582
Lafayette Township	Sussex	3,552	3,632	80
Montague Township	Sussex	1,976	2,563	587
Newton Town	Sussex	2,930	4,640	1,710
Ogdensburg Borough	Sussex	3,501	4,757	1,256
Sandyston Township	Sussex	2,001	2,914	913
Sparta Township	Sussex	4,326	7,292	2,965
Stanhope Borough	Sussex	3,248	4,983	1,735
Stillwater Township	Sussex	2,475	3,754	1,279
Sussex Borough	Sussex	2,450	3,903	1,453
Vernon Township	Sussex	2,278	4,132	1,854
Walpack Township	Sussex	404	762	358
Wantage Township	Sussex	3,069	3,952	883
				
MUNICIPALITY	COUNTY	1993	2003	Difference
Berkeley Heights Township	Union	4,966	7,250	2,284
Clark Township	Union	4,391	6,587	2,196
Cranford Township	Union	4,080	6,259	2,180
Elizabeth City	Union	2,992	4,617	1,625
Fanwood Borough	Union	4,617	7,076	2,459
Garwood Borough	Union	4,186	5,854	1,667
Hillside Township	Union	3,85	5,626	1,769
Kenilworth Borough	Union	3,272	4,524	1,252
Linden City	Union	2,964	4,647	1,682
Mountainside Borough	Union	4,518	6,439	1,921
New Providence Borough	Union	4,916	8,014	3,098
Plainfield City	Union	3,329	4,985	1,656

Rahway City	Union	3,709	4,955	1,246
Roselle Borough	Union	4,174	6,028	1,854
Roselle Park Borough	Union	4,013	5,584	1,571
Scotch Plains Township	Union	5,122	7,943	2,821
Springfield Township	Union	4,084	6,788	2,704
Summit City	Union	5,796	10,343	4,547
Union Township	Union	3,399	5,182	1,783
Westfield Town	Union	5,855	9,289	3,434
Winfield Township	Union	1,348	2,089	741
				
MUNICIPALITY	COUNTY	1993	2003	Difference
Allamuchy Township	Warren	3,020	4,016	996
Alpha Borough	Warren	2,478	3,990	1,513
Belvidere Town	Warren	2,865	4,181	1,316
Blairstown Township	Warren	2,926	3,957	1,031
Franklin Township	Warren	2,875	3,974	1,099
Frelinghuysen Township	Warren	3,959	3,357	-603
Greenwich Township	Warren	2,82	5,188	2,366
Hackettstown Town	Warren	3,121	5,524	2,403
Hardwick Township	Warren	3,174	3,630	456
Harmony Township	Warren	2,171	2,580	409
Hope Township	Warren	3,198	3,375	177
Independence Township	Warren	2,740	4,330	1,590
Knowlton Township	Warren	3,037	3,601	564
Liberty Township	Warren	2,830	4,185	1,356
Lopatcong Township	Warren	2,418	4,185	1,767
Mansfield Township	Warren	2,521	4,503	1,982
Oxford Township	Warren	2,611	3,425	815
Phillipsburg Town	Warren	2,017	2,647	629
Pohatcong Township	Warren	2,383	3,680	1,297
Washington Borough	Warren	3,310	4,195	885
Washington Township	Warren	3,336	5,471	2,136
White Township	Warren	2,342	2,780	438
				

	State Average		\$3,383	\$5,269	\$1,886	
--	----------------------	--	---------	---------	---------	--

This page URL:
http://njpp.org/fact_worthit.html
